

Educational Pipeline Survey 2008




Description: Please give Mateo Remsburg access.











Date Created: 8/1/2008 4:18:10 PM

Date Range: 8/6/2008 12:00:00 AM - 12/31/2008 11:59:00 PM

Total Respondents: 93



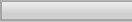

















Q1. In which division is your program?

Count	Percent		
32	34.41%		Academic Affairs
47	50.54%		Student Affairs
14	15.05%		Other (please specify)



Count	Percent		
1	7.14%		advancement
2	14.29%		College of Education
4	28.57%		Continuing Education
1	7.14%		Department of Pharmacology and Toxicology & ASPET
1	7.14%		Department of Teaching and Learning
1	7.14%		Diversity Recruitment/Retention
1	7.14%		ELI SuBanco Scholarship Program
1	7.14%		Grad School
1	7.14%		Office of the President
1	7.14%		Student and Community

93 Respondents

Q2. In which college is your program?

Count	Percent		
0	0.00%		Architecture & Planning, College of
1	4.35%		Business, David Eccles School of
1	4.35%		Continuing Education
4	17.39%		Education, College of
2	8.70%		Engineering, College of
0	0.00%		Fine Arts, College of
0	0.00%		Graduate School
0	0.00%		Health, College of
1	4.35%		Honors College
3	13.04%		Humanities, College of
0	0.00%		Law, College of
1	4.35%		Medicine, School of
0	0.00%		Mines & Earth Sciences, College of
0	0.00%		Nursing, College of
1	4.35%		Pharmacy, College of
0	0.00%		Science, College of
0	0.00%		Social & Behavioral Science, College of
1	4.35%		Social Work, College of
6	26.09%		Undergraduate Studies, Office of
2	8.70%		Other (please specify)


Count	Percent
-------	---------











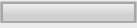




1	50.00%		none
1	50.00%		Utah Museum of Natural History

23 Respondents

Q3. In what department is your program?

Count Percent

20	100.00%	
----	---------	---

Count	Percent		
2	10.00%		Academic Affairs - Office of Diversity
1	5.00%		All
1	5.00%		continuing education
1	5.00%		Deans Office
1	5.00%		Educational Psychology
1	5.00%		elop
1	5.00%		ELP & ECS
1	5.00%		English
1	5.00%		History
1	5.00%		honors
5	25.00%		LEAP
1	5.00%		Office of Diversity
1	5.00%		Philosophy
1	5.00%		Teaching and Learning
1	5.00%		Utah Museum of Natural History

20 Respondents

Q4. In which department in Student Affairs is your program?

Count	Percent		
2	5.71%		Admissions
2	5.71%		Bennion Community Center
0	0.00%		Campus Recreation
0	0.00%		Career Services
1	2.86%		Childcare
0	0.00%		Counseling Center
4	11.43%		Center for Disability Services
2	5.71%		Dean of Students
2	5.71%		Educational Opportunity Programs
1	2.86%		Financial Aid & Scholarships
1	2.86%		Housing and Residential Education
1	2.86%		International Center
1	2.86%		LGBT Resource Center
0	0.00%		Orientation and Leadership Development
0	0.00%		Registrar's
0	0.00%		Student Health Center
16	45.71%		Student Recruitment and High school Services
1	2.86%		Union
1	2.86%		Women's Resource Center
35 Respondents			

Q5. Please provide information about the pipeline/outreach programs that your department offers.

Count	Respondent %	Response %	
69	100.00%	26.24%	Name of the program:
Count	Percent		
1	1.45%		Outreach
1	1.45%		Academic Outreach
1	1.45%		Adelante: A College Awareness & Preparatory Partnership
1	1.45%		AEMS mentoring
1	1.45%		Ambassador Program
1	1.45%		Assistant Dean for Diversity
1	1.45%		Bennion Center's Science Education Support
1	1.45%		butterfly
1	1.45%		Campus Visits
1	1.45%		CCAMPIS
1	1.45%		College of Education
1	1.45%		College Readiness Initiative
1	1.45%		disability as diversity
1	1.45%		Diversity Dinner/Reception
1	1.45%		Diversity Recruitment/Retention/Leadership
1	1.45%		Don't know
1	1.45%		Education and Career Fairs
1	1.45%		Elementary Education

1	1.45%	<input type="checkbox"/>	ELI/SuBanco Scholarship program
1	1.45%	<input type="checkbox"/>	English Language Institute
1	1.45%	<input type="checkbox"/>	Faculty and Accommodations
1	1.45%	<input type="checkbox"/>	Family Literacy Center at West High School
1	1.45%	<input type="checkbox"/>	Financial aid Presentations
1	1.45%	<input type="checkbox"/>	Go Girtz
1	1.45%	<input type="checkbox"/>	Greek Council Scholarship Drive
1	1.45%	<input type="checkbox"/>	Guuleysi partnership
2	2.90%	<input type="checkbox"/>	Health Sciences LEAP
1	1.45%	<input type="checkbox"/>	High School Leadership Conference
1	1.45%	<input type="checkbox"/>	High School University Program
1	1.45%	<input type="checkbox"/>	Honors Days
1	1.45%	<input type="checkbox"/>	Honors U-Night
1	1.45%	<input type="checkbox"/>	HS Conferences
1	1.45%	<input type="checkbox"/>	HS-LEAP/HPA/HSA
1	1.45%	<input type="checkbox"/>	Intermountain Junior Science and Humanities Symposium
1	1.45%	<input type="checkbox"/>	Junior Day
1	1.45%	<input type="checkbox"/>	Katie Dixon Girl's Leadership Program
1	1.45%	<input type="checkbox"/>	LEAP to the U
1	1.45%	<input type="checkbox"/>	MD
1	1.45%	<input type="checkbox"/>	National Merit Semi-Finalists Dinner
1	1.45%	<input type="checkbox"/>	Office of Student Services
1	1.45%	<input type="checkbox"/>	Open House
1	1.45%	<input type="checkbox"/>	Opportunity Scholars Program
1	1.45%	<input type="checkbox"/>	Oral History project
1	1.45%	<input type="checkbox"/>	Out of State Recruiting
1	1.45%	<input type="checkbox"/>	Pacific Islander Student Association
1	1.45%	<input type="checkbox"/>	Presidential and Eccles Scholarship Dinner
1	1.45%	<input type="checkbox"/>	RUReady
1	1.45%	<input type="checkbox"/>	Safe Zone Training
1	1.45%	<input type="checkbox"/>	Secondary Education
1	1.45%	<input type="checkbox"/>	See You at the U
1	1.45%	<input type="checkbox"/>	Service-Learning
1	1.45%	<input type="checkbox"/>	Student led projects
1	1.45%	<input type="checkbox"/>	Study Abroad
1	1.45%	<input type="checkbox"/>	Su Banco
1	1.45%	<input type="checkbox"/>	SURF
1	1.45%	<input type="checkbox"/>	Tanner Humanities Center
1	1.45%	<input type="checkbox"/>	Transfer Day
1	1.45%	<input type="checkbox"/>	transition
1	1.45%	<input type="checkbox"/>	U-Night
1	1.45%	<input type="checkbox"/>	U-Night program
1	1.45%	<input type="checkbox"/>	University Neighborhood Partners
1	1.45%	<input type="checkbox"/>	Upward Bound

1	1.45%	<input type="checkbox"/>	Utah College Advising Corps
1	1.45%	<input type="checkbox"/>	Utah MESA/STEP Consortium
1	1.45%	<input type="checkbox"/>	various in planning stage
2	2.90%	<input type="checkbox"/>	Youth Education
1	1.45%	<input type="checkbox"/>	Youth Teaching Youth

67 97.10% 25.48% Contact's name:


Count	Percent		
1	1.49%	<input type="checkbox"/>	Amy Capps
2	2.99%	<input type="checkbox"/>	Anni Sanchez
1	1.49%	<input type="checkbox"/>	Asaeli Matelau
1	1.49%	<input type="checkbox"/>	Beverly Fenton
1	1.49%	<input type="checkbox"/>	Bill Barnhart
1	1.49%	<input type="checkbox"/>	Candi Ramos
3	4.48%	<input type="checkbox"/>	Carolan Ownby
2	2.99%	<input type="checkbox"/>	Carolyn Bliss
1	1.49%	<input type="checkbox"/>	Carrie Radmall
1	1.49%	<input type="checkbox"/>	Cathy
2	2.99%	<input type="checkbox"/>	Claire Turner
1	1.49%	<input type="checkbox"/>	Clifford J. Drew
2	2.99%	<input type="checkbox"/>	Connie Smith
1	1.49%	<input type="checkbox"/>	Curt Larsen
1	1.49%	<input type="checkbox"/>	dr danley
1	1.49%	<input type="checkbox"/>	Dr. William Crowley
1	1.49%	<input type="checkbox"/>	Enrique Aleman or Dolores Delgado Bernal
1	1.49%	<input type="checkbox"/>	Gretchen Wilson
2	2.99%	<input type="checkbox"/>	Heather Heinz
1	1.49%	<input type="checkbox"/>	Helen Graber
2	2.99%	<input type="checkbox"/>	Jay Wilgus
1	1.49%	<input type="checkbox"/>	Jim Lehning
1	1.49%	<input type="checkbox"/>	Kathryn Felker
1	1.49%	<input type="checkbox"/>	Katie Olson
2	2.99%	<input type="checkbox"/>	Kenneth Petersen
1	1.49%	<input type="checkbox"/>	Kim Hall
1	1.49%	<input type="checkbox"/>	Kimi Barnett
1	1.49%	<input type="checkbox"/>	Kris Hale
1	1.49%	<input type="checkbox"/>	Leslie Francis
1	1.49%	<input type="checkbox"/>	Linda Gillis
1	1.49%	<input type="checkbox"/>	Mario Alburges
1	1.49%	<input type="checkbox"/>	Mary D. Burbank
2	2.99%	<input type="checkbox"/>	MaryAnne Smith
4	5.97%	<input type="checkbox"/>	Melissa Prentice
1	1.49%	<input type="checkbox"/>	Michael Payne
2	2.99%	<input type="checkbox"/>	Nancy Trevino
1	1.49%	<input type="checkbox"/>	Nava Livne













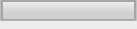




1	1.49%	<input type="checkbox"/>	Paul Browning
1	1.49%	<input type="checkbox"/>	Paul Gore
1	1.49%	<input type="checkbox"/>	Peggy McCandless
1	1.49%	<input type="checkbox"/>	Penny Brooke
1	1.49%	<input type="checkbox"/>	Professor Janet Kaufman
1	1.49%	<input type="checkbox"/>	Richard Kaufusi
1	1.49%	<input type="checkbox"/>	Rick Van De Graaff
1	1.49%	<input type="checkbox"/>	Rosemarie Hunter
1	1.49%	<input type="checkbox"/>	Rumany Penn
1	1.49%	<input type="checkbox"/>	stephanie piani
1	1.49%	<input type="checkbox"/>	Sweeney Windchief
1	1.49%	<input type="checkbox"/>	Theresa A. Martinez
1	1.49%	<input type="checkbox"/>	Tony Gonzales
1	1.49%	<input type="checkbox"/>	Transfer Evening
1	1.49%	<input type="checkbox"/>	Valentina Inozemtseva
1	1.49%	<input type="checkbox"/>	Various Departments

64 92.75% 24.33% Contact's phone number:

Count	Percent		
1	1.56%	<input type="checkbox"/>	(801) 585-9610
1	1.56%	<input type="checkbox"/>	801 581-8798
1	1.56%	<input type="checkbox"/>	(801) 581-6233
2	3.13%	<input type="checkbox"/>	(801) 581-6373
1	1.56%	<input type="checkbox"/>	(801) 581-7226
1	1.56%	<input type="checkbox"/>	(801) 972-3620
1	1.56%	<input type="checkbox"/>	(801)581-6286
2	3.13%	<input type="checkbox"/>	(801)581-8761
1	1.56%	<input type="checkbox"/>	(801)-587-7973
1	1.56%	<input type="checkbox"/>	1-801-581-1382
1	1.56%	<input type="checkbox"/>	1-801-585-3240
1	1.56%	<input type="checkbox"/>	801 222 4567
1	1.56%	<input type="checkbox"/>	801 581 8276
1	1.56%	<input type="checkbox"/>	801 581-7997
1	1.56%	<input type="checkbox"/>	801 581-8223
1	1.56%	<input type="checkbox"/>	801 585-2430
1	1.56%	<input type="checkbox"/>	801.558.6895
1	1.56%	<input type="checkbox"/>	801.581.8030
2	3.13%	<input type="checkbox"/>	801-581-3283
1	1.56%	<input type="checkbox"/>	801-581-3395
3	4.69%	<input type="checkbox"/>	801-581-3447
1	1.56%	<input type="checkbox"/>	801-581-3489
2	3.13%	<input type="checkbox"/>	801-581-4217
1	1.56%	<input type="checkbox"/>	801-581-4288
1	1.56%	<input type="checkbox"/>	801-581-5502
1	1.56%	<input type="checkbox"/>	801-581-5685

1	1.56%		801-581-5712
1	1.56%		801-581-6074
1	1.56%		801-581-6287
1	1.56%		801-581-7188
1	1.56%		801-581-7226
1	1.56%		8015817383
1	1.56%		801-581-7392
2	3.13%		801-581-8061
1	1.56%		801-581-8876
1	1.56%		801-585-1752
1	1.56%		801-585-1993
2	3.13%		801-585-1997
2	3.13%		801-585-3136
1	1.56%		801-585-5097
1	1.56%		801-585-5897
4	6.25%		801-585-6720
2	3.13%		801-585-8824
1	1.56%		801-585-9100
1	1.56%		801-585-9103
1	1.56%		801-585-9341
1	1.56%		801-587-0725
1	1.56%		801-587-5835
1	1.56%		801-587-7990
1	1.56%		801-599-4567
1	1.56%		8018601389

63 91.30% 23.95%  Contact's e-mail:

Count	Percent		
1	1.59%		aasa.uofu@gmail.com
1	1.59%		acapps@sa.utah.edu
2	3.17%		asanchez@sa.utah.edu
1	1.59%		bbarnhart@sa.utah.edu
1	1.59%		bfenton@sa.utah.edu
2	3.17%		c.bliss@leap.utah.edu
3	4.76%		c.ownby@leap.utah.edu
1	1.59%		candi.ramos@hsc.utah.edu
1	1.59%		carrie.radmall@nurs.utah.edu
1	1.59%		clarsen@sa.utah.edu
1	1.59%		clif.drew@utah.edu
1	1.59%		cmartinez@sa.utah.edu
2	3.17%		csmith@sa.utah.edu
2	3.17%		cturner@aoce.utah.edu
1	1.59%		enrique.aleman@utah.edu
1	1.59%		francisl@law.utah.edu
1	1.59%		g.wilson@honors.utah.edu

2	3.17%	<input type="checkbox"/>	hheinz@sa.utah.edu
1	1.59%	<input type="checkbox"/>	j.kaufman@utah.edu
1	1.59%	<input type="checkbox"/>	jim.lehning@utah.edu
2	3.17%	<input type="checkbox"/>	jwilgus@sa.utah.edu
2	3.17%	<input type="checkbox"/>	ken.petersen@utah.edu
1	1.59%	<input type="checkbox"/>	kfelker@sa.utah.edu
1	1.59%	<input type="checkbox"/>	khale@sa.utah.edu
1	1.59%	<input type="checkbox"/>	khall@sa.utah.edu
1	1.59%	<input type="checkbox"/>	kimberly.barnett@thc.utah.edu
1	1.59%	<input type="checkbox"/>	kolson@sa.utah.edu
1	1.59%	<input type="checkbox"/>	lgillis@umnh.utah.edu
1	1.59%	<input type="checkbox"/>	m@utah.edu
1	1.59%	<input type="checkbox"/>	mario.alburges@utah.edu
1	1.59%	<input type="checkbox"/>	mary.burbank@utah.edu
1	1.59%	<input type="checkbox"/>	matelau@gmail.com
1	1.59%	<input type="checkbox"/>	mccandless@ed.utah.edu
1	1.59%	<input type="checkbox"/>	mpayne@housing.utah.edu
4	6.35%	<input type="checkbox"/>	mprentice@sa.utah.edu
2	3.17%	<input type="checkbox"/>	msmith@sa.utah.edu
1	1.59%	<input type="checkbox"/>	nlivne@aoce.utah.edu
2	3.17%	<input type="checkbox"/>	ntrevino@sa.utah.edu
1	1.59%	<input type="checkbox"/>	opportunitiescholar@business.utah.edu
1	1.59%	<input type="checkbox"/>	paul.gore@utah.edu
1	1.59%	<input type="checkbox"/>	pbrowning@sa.utah.edu
1	1.59%	<input type="checkbox"/>	penny.brooke@nurs.utah.edu
1	1.59%	<input type="checkbox"/>	r.hunter@partners.utah.edu
1	1.59%	<input type="checkbox"/>	rickv@aoce.utah.edu
1	1.59%	<input type="checkbox"/>	sweeney.windchief@gradschool.utah.edu
1	1.59%	<input type="checkbox"/>	tgonzales@sa.utah.edu
1	1.59%	<input type="checkbox"/>	theresa.martinez@utah.edu
1	1.59%	<input type="checkbox"/>	vinozemtseva@aoce.utah.edu
1	1.59%	<input type="checkbox"/>	William.Crowley@dean.pharm.utah.edu

69 Respondents

263 Responses

Q6. What is the target audience of the program? (Check all that apply)

Count	Respondent %	Response %	
20	28.99%	13.42%	<input checked="" type="checkbox"/> All students
28	40.58%	18.79%	<input checked="" type="checkbox"/> Students of color
26	37.68%	17.45%	<input checked="" type="checkbox"/> First-generation students
26	37.68%	17.45%	<input checked="" type="checkbox"/> Low-income students
13	18.84%	8.72%	<input type="checkbox"/> Women
6	8.70%	4.03%	<input type="checkbox"/> Students with disabilities
6	8.70%	4.03%	<input type="checkbox"/> LGBT students
24	34.78%	16.11%	<input checked="" type="checkbox"/> Other (please specify)

Count	Percent	
1	4.17%	<input type="checkbox"/>
1	4.17%	<input type="checkbox"/> 3.0 GPA or higher
1	4.17%	<input type="checkbox"/> 3.2 GPA or higher
1	4.17%	<input type="checkbox"/> American Indians
1	4.17%	<input type="checkbox"/> community
1	4.17%	<input type="checkbox"/> faculty
1	4.17%	<input type="checkbox"/> High achieving students eligible for the Honors College
1	4.17%	<input type="checkbox"/> High School Seniors
1	4.17%	<input type="checkbox"/> High school student body officers
1	4.17%	<input type="checkbox"/> immigrants
1	4.17%	<input type="checkbox"/> Incoming freshmen or transfer students with a 3.0GPA or above
1	4.17%	<input type="checkbox"/> international and undocumented students
1	4.17%	<input type="checkbox"/> males in nursing
1	4.17%	<input type="checkbox"/> National Merit Semi Finalists
1	4.17%	<input type="checkbox"/> originally was designed for the latino population with low income
1	4.17%	<input type="checkbox"/> Our students are all international or local people to improve English proficiency
1	4.17%	<input type="checkbox"/> refugee children
1	4.17%	<input type="checkbox"/> Seniors in High School
1	4.17%	<input type="checkbox"/> staff/faculty/student
1	4.17%	<input type="checkbox"/> Students awarded the Presidential or Eccles scholarship
1	4.17%	<input type="checkbox"/> Students eligible for the Honors College
1	4.17%	<input type="checkbox"/> Students from communities underrepresented in higher education
1	4.17%	<input type="checkbox"/> students with children
1	4.17%	<input type="checkbox"/> Transfer

69 Respondents

149 Responses

Q7. With which general age group does your program work? (Check all that apply)

Count	Respondent %	Response %	
16	23.19%	12.60%	<input type="checkbox"/> Elementary
18	26.09%	14.17%	<input type="checkbox"/> Middle School/Jr High School
48	69.57%	37.80%	<input checked="" type="checkbox"/> High School
10	14.49%	7.87%	<input type="checkbox"/> Charter School
35	50.72%	27.56%	<input checked="" type="checkbox"/> Other (please specify)

Count	Percent	
1	2.86%	<input type="checkbox"/> 19 - 40 yrs
1	2.86%	<input type="checkbox"/> Adult Education and Families
1	2.86%	<input type="checkbox"/> adult learners
1	2.86%	<input type="checkbox"/> adults
1	2.86%	<input type="checkbox"/> ages between 18 to 50ish for regular courses, junior high school students for summer courses
1	2.86%	<input type="checkbox"/> All schools & home schooled
1	2.86%	<input type="checkbox"/> All students
4	11.43%	<input checked="" type="checkbox"/> college

1	2.86%	<input type="checkbox"/>	College
1	2.86%	<input type="checkbox"/>	colleges
2	5.71%	<input type="checkbox"/>	Community College
1	2.86%	<input type="checkbox"/>	community colleges
1	2.86%	<input type="checkbox"/>	Community colleges
1	2.86%	<input type="checkbox"/>	Community site of choice
1	2.86%	<input type="checkbox"/>	Graduate Students and Prospective Graduate Students
1	2.86%	<input type="checkbox"/>	Junior/ Community College
1	2.86%	<input type="checkbox"/>	Local Teachers, Community members of all ages, College students at neighboring colleges
1	2.86%	<input type="checkbox"/>	Post-secondary
2	5.71%	<input type="checkbox"/>	preschool
1	2.86%	<input type="checkbox"/>	pre-school students
1	2.86%	<input type="checkbox"/>	Salt Lake Community College
1	2.86%	<input type="checkbox"/>	SLCC
1	2.86%	<input type="checkbox"/>	special audiences
1	2.86%	<input type="checkbox"/>	STEP is the college part of program
1	2.86%	<input type="checkbox"/>	Transfer students
1	2.86%	<input type="checkbox"/>	Transfer Students
2	5.71%	<input type="checkbox"/>	undergraduate students
1	2.86%	<input type="checkbox"/>	west side communities

69 Respondents

127 Responses

Q8. With which grade(s) does your program work? (Check all that apply)

Count	Respondent %	Response %	
10	15.63%	3.45%	<input type="checkbox"/> Kindergarten
12	18.75%	4.14%	<input type="checkbox"/> First
12	18.75%	4.14%	<input type="checkbox"/> Second
13	20.31%	4.48%	<input type="checkbox"/> Third
13	20.31%	4.48%	<input type="checkbox"/> Fourth
10	15.63%	3.45%	<input type="checkbox"/> Fifth
13	20.31%	4.48%	<input type="checkbox"/> Sixth
17	26.56%	5.86%	<input type="checkbox"/> Seventh
18	28.13%	6.21%	<input type="checkbox"/> Eighth
29	45.31%	10.00%	<input checked="" type="checkbox"/> Ninth
33	51.56%	11.38%	<input checked="" type="checkbox"/> Tenth
41	64.06%	14.14%	<input checked="" type="checkbox"/> Eleventh
45	70.31%	15.52%	<input checked="" type="checkbox"/> Twelfth
24	37.50%	8.28%	<input type="checkbox"/> Other (please specify)

Count	Percent	
1	4.17%	<input type="checkbox"/> 13-20
1	4.17%	<input type="checkbox"/> All ages interested.
1	4.17%	<input type="checkbox"/> can be any age group
2	8.33%	<input type="checkbox"/> college
1	4.17%	<input type="checkbox"/> College

1	4.17%	<input type="checkbox"/>	Community College, adult ESL students
1	4.17%	<input type="checkbox"/>	contact is through community, not schools, at present.
1	4.17%	<input type="checkbox"/>	Freshman college students
1	4.17%	<input type="checkbox"/>	full-time students are post high school and summer groups are Junior and High school students
2	8.33%	<input type="checkbox"/>	post high school students
1	4.17%	<input type="checkbox"/>	post-secondary
1	4.17%	<input type="checkbox"/>	pre college students
1	4.17%	<input type="checkbox"/>	Pre-school and Adult Education
1	4.17%	<input type="checkbox"/>	pre-school students
1	4.17%	<input type="checkbox"/>	SLCC
1	4.17%	<input type="checkbox"/>	specialized audiences
1	4.17%	<input type="checkbox"/>	summer after hs graduation
1	4.17%	<input type="checkbox"/>	Transfer students
1	4.17%	<input type="checkbox"/>	transfer/undergrad
2	8.33%	<input type="checkbox"/>	undergraduate students
1	4.17%	<input type="checkbox"/>	Undergraduate students

64 Respondents

290 Responses

Q9. Please list the school(s) your program works with:

Count Percent

60 100.00%

Count	Percent		
1	1.67%	<input type="checkbox"/>	Academic Departments Accross Campus, Western Name Exchange, California Forum for Diversity in Graduate Education, Graduate Horizons Program, McNair, Project 1000, WAESO.
1	1.67%	<input type="checkbox"/>	Adelante, Club U, Day Riverside Library, Northwest Middle School, Edison Elementary School, Glendale Intermediate, GEAR UP, TRiO Programs, UNP
1	1.67%	<input type="checkbox"/>	AEMS Itineris
1	1.67%	<input type="checkbox"/>	all
1	1.67%	<input type="checkbox"/>	All districts in the state plus out-of-state audiences.
1	1.67%	<input type="checkbox"/>	All High Schools in the United States. We have even had a Foreign Exchange student.
1	1.67%	<input type="checkbox"/>	All high schools in Utah
1	1.67%	<input type="checkbox"/>	All high schools within commuting distance to University of Utah campuses. For Fall 2008 those include: East, West, Skyline, Murray, Olympus, Realms of Inquiry, Rowland Hall-St. Marks, Hillcrest, Brighton, Davis, Roy, Northridge, and AMES.
2	3.33%	<input type="checkbox"/>	All Schools
1	1.67%	<input type="checkbox"/>	All schools from Ogden to Provo
1	1.67%	<input type="checkbox"/>	All schools within each of these districts: Salt Lake City, Granite, Jordan, Murray, Park City, and Davis
1	1.67%	<input type="checkbox"/>	All Utah high schools
1	1.67%	<input type="checkbox"/>	All Wasatch front school districts, charter, and private schools.
1	1.67%	<input type="checkbox"/>	any college or university in the country
1	1.67%	<input type="checkbox"/>	based on request
1	1.67%	<input type="checkbox"/>	Bennion Elementry School, 429 South 800 East, SLC
1	1.67%	<input type="checkbox"/>	Bryant Middle School and all area high schools
1	1.67%	<input type="checkbox"/>	BYU, Utah State, Westminster College, Salt Lake Community College, Southern Utah

			University, Various high-schools located in the Salt Lake, Granite, Nebo, Jordan, and Alpine school districts
2	3.33%	<input type="checkbox"/>	colleges throughout the u
1	1.67%	<input type="checkbox"/>	East HS/West HS/Highland HS
1	1.67%	<input type="checkbox"/>	East, West, Highland, Kearns High Schools. Also, recruit completing 8th grade from Bryant, Northwest, Glendale, and Hillside Intermediate Schools and from Kearns Jr High.
1	1.67%	<input type="checkbox"/>	East, West, Skyline, Park City, Davis, Woods Cross, Lone Peak, Jordan, Hunter, Highland, Kearns, and several private schools
1	1.67%	<input type="checkbox"/>	Glendale Middle School, West, Highland, East and Horizonte; outreach to other westside schools
1	1.67%	<input type="checkbox"/>	Granite and Salt Lake Districts - specifics schools will be determined this year.
1	1.67%	<input type="checkbox"/>	Granite High
1	1.67%	<input type="checkbox"/>	Granite, Davis, Jordan, Murray and Salt Lake School Districts
1	1.67%	<input type="checkbox"/>	HeadStart, Guadalupe School, Neighborhood House, All K-12 SLC District schools and Charter Schools located on the westside of incorporated Salt Lake City. Salt Lake Community College
1	1.67%	<input type="checkbox"/>	High schools in California, Colorado, and Texas
1	1.67%	<input type="checkbox"/>	In 2008 the following high schools participated: MONTANA: Big Sky, Billings Central Catholic, Carter County, Cascade, Fairfield, Hellgate, North Toole and Sunburst, Stevensville, Whitefish UTAH: AMES, Delta, Jordan Applied Technology Center, Wayne, West IDAHO: Council, Lapwai, Mackay, Pocatello COLORADO: (Hotchkiss in 2007) NEVADA: Elko (Las Vegas in 2007)
1	1.67%	<input type="checkbox"/>	Jackson Elementary & University of Utah freshman
1	1.67%	<input type="checkbox"/>	Jackson Elementary, Mountain View Elementary, Riley Elementary, Northwest Middle School, Glendale Middle School, Granite Park Middle School, West High, East High, Highland High, Granite High, Granger High, Kearns High, Taylorsville High, Hunter High, Cottonwood High, Cyprus High
1	1.67%	<input type="checkbox"/>	Lincoln Elementary, Parkview Elementary, Jackson Elementary, Northwest Intermediate, West High School, Granite High School, East High School
1	1.67%	<input type="checkbox"/>	Local High Schools that are manin feeders to the U.
1	1.67%	<input type="checkbox"/>	MESA is in 12 School districts and 2 charter school in the state. We have 5000 students in after school science clubs.
1	1.67%	<input type="checkbox"/>	Mostly schools in the state of Utah, but a few out of state schools.
1	1.67%	<input type="checkbox"/>	Mountain View Elementary, Riley Elementary, the program is expanding to other elementary schools
1	1.67%	<input type="checkbox"/>	N/A
1	1.67%	<input type="checkbox"/>	Neighborhood House
1	1.67%	<input type="checkbox"/>	No specific schools
1	1.67%	<input type="checkbox"/>	none
1	1.67%	<input type="checkbox"/>	Northwest Middle School
1	1.67%	<input type="checkbox"/>	Salt Lake, Granite, Murray School Districts
1	1.67%	<input type="checkbox"/>	Schools in the SL School District.
1	1.67%	<input type="checkbox"/>	Shibaura Junior High School in Japan
1	1.67%	<input type="checkbox"/>	SL, Granite, Wendover, Window Rock School Districts, Horizonte , East,West, Highland, Granite Highschools
1	1.67%	<input type="checkbox"/>	Students from all high schools
1	1.67%	<input type="checkbox"/>	The Bennion Center assists in promoting educational access by giving training and assistance to all faculty members interested in developing a service-learning componenet in partnernship with schools and community organizations.
1	1.67%	<input type="checkbox"/>	The scholarship application is not directed to particular high school, but rather to all admitted students who meet the application criteria, i.e. freshmen or transfer student with 3.0 GPA or above.
1	1.67%	<input type="checkbox"/>	The Utah College Advising Corps (UAAC) works with about 10 high schools in the SLC area--I don't know the names of the schools at this time

1	1.67%	<input type="text"/>	This year we invited the following schools to participate: Skyline High School Brighton High School Alta High School Park City High School Olympus High School Davis High School Jordan High School East High School Hillcrest High School West High School Bingham High School Viewmont High School Murray High School Highland High School Woods Cross High School Copper Hills High School Riverton High School Taylorsville High School Bountiful High School Cottonwood High School Ben Lomond High School Bonneville High School Clearfield High School Cyprus High School Dugway High School Fremont High School Fremont High School Granger High School Granite High School Grantsville High School Hunter High School Judge High School Kearns High School Layton High School Mountain View High School Northridge High School Ogden High School Rowland Hall High School Roy High School St. Joseph's Catholic High School Taylorsville High School Tooele High School Wasatch High School Weber High School West Jordan High School
1	1.67%	<input type="text"/>	Various schools contact our office to bring students on campus. We also have community groups, TRIO groups, and alternative schools contact us.
1	1.67%	<input type="text"/>	We work with children through Utah Federation for Youth. The elementary students were at Hartland last year, and will be at South Park Apartments this year. The high school students will be at Highland High School.
1	1.67%	<input type="text"/>	west
2	3.33%	<input type="text"/>	West High School
1	1.67%	<input type="text"/>	West High iverview Junior High Hillcrest Junior High
1	1.67%	<input type="text"/>	West, East, Granite, Highland, Granger, Kearns, Hunter, Salt Lake Community College
1	1.67%	<input type="text"/>	world-wide website

60 Respondents

Q10. How often does your program occur?

Count	Percent		
10	15.63%	<input type="text"/>	Weekly
5	7.81%	<input type="text"/>	Monthly
19	29.69%	<input type="text"/>	Periodically throughout the year
11	17.19%	<input type="text"/>	Annually
19	29.69%	<input type="text"/>	Other (please specify)

Count	Percent		
1	5.26%	<input type="text"/>	24/7
1	5.26%	<input type="text"/>	8-10 times a semester
1	5.26%	<input type="text"/>	all year round, 3 sixteen week sessions
1	5.26%	<input type="text"/>	All year round: five 8-week sessions a year plus summer programs
1	5.26%	<input type="text"/>	as needed
1	5.26%	<input type="text"/>	continuously year round
1	5.26%	<input type="text"/>	Daily - Monday through Friday
1	5.26%	<input type="text"/>	daily contacts made
1	5.26%	<input type="text"/>	Daily, Weekly, Monthly and some Events that occur periodically through out the year.
1	5.26%	<input type="text"/>	Most of our programs are monthly, but there are some that are annually and periodic throughout the year
1	5.26%	<input type="text"/>	n/a
1	5.26%	<input type="text"/>	ongoing
1	5.26%	<input type="text"/>	on-going, but we meet bi-monthly
1	5.26%	<input type="text"/>	prgram in planning stage
1	5.26%	<input type="text"/>	Some programs run all school year, some only in spring/summer, and some are offered periodically throughout the year
1	5.26%	<input type="text"/>	summer
1	5.26%	<input type="text"/>	Two times a year
1	5.26%	<input type="text"/>	Usually twice a month

1 5.26% year round

64 Respondents

Q11. Please provide a brief description of program:

Count Percent

63 100.00%

Count Percent

1 1.59% a state-of-the-art learning and assessment website in mathematics

1 1.59% about cds services, how to refer a student, HR ADA faculty guidelines handout and review--laws, essential elements of a course, confidentiality

1 1.59% All the programs are designed to enhance the students Health Sciences Education

1 1.59% Bennion Science Education Support is a program where Bennion Center volunteers, under the direction of Dr. Ken Petersen, Office of Diversity, go into 4th grade class rooms in Title I schools once a month to conduct hands on activities related to Utah Environments. The program is designed to assist teachers in meeting their core curriculum goals. The hands on activities include lesson on plants and animals, temperature, weather and water, rocks and minerals, soils, fossils, and Earth Day.

1 1.59% College awareness and preparatory partnership that brings the elementary students to the U on field trips and also works with university students to mentor the elementary students once a week throughout the academic year.

1 1.59% College preparation program for low income and first generation high school students from specific target schools. Intensive summer residential program includes academic instruction, career awareness, cultural and recreational activities, etc. Bridge program during summer following high school graduation for students planning to enroll in college in fall term. School year includes tutoring at high schools, cultural and recreational activities, community service projects, advising, etc. During latter part of junior year and during senior year of high school, work intensively with students for ACT preparation, college selection, financial aid and scholarship application. Program is funded by a grant from the US Dept of Education.

1 1.59% definitions, attitudinal barriers, prejudice and discrimination, federal laws, examples of disabilities, universal design

1 1.59% Depending on the age of the students, the information session can very interactive in the form of a game or students can sit and simply listen. At College and Career fairs, participants are given information pieces and able to get questions answered.

1 1.59% English Language Institute is a nationally accredited as an Intensive English Program that provides an academic, content-based curriculum for international students. Faculty, visiting scholars, and professionals can also benefit from this rich language learning environment. ELI also has ELI/Subanco scholrsrship program that serves SLC residents who are in need of passing the TOEFL for the University or improving their job opportunities.

1 1.59% Fourth-year Health Sciences LEAP students are assisting Neighborhood House in achieving national accreditation and in examining and improving their educational delivery programs.

1 1.59% Fourth-Year Health Sciences LEAP students work with Dr. Theresa Martinez's Career Day Project to bring presentations to third-graders on professions for which they will need a college education. The goal is to interest them early in pursuing higher education. The students attend elementary schools with large minority populations.

1 1.59% Go Girlz is designed to intrduce and prepare the idtentified population for higher ed. We also hope to help this student population feel more comfortable with the college/university environment. the program offers tutoring, mentoring and education that will assist students in the development of positive self esteem, confidence and understanding of their ability and potential to succeed.

1 1.59% High school outreach program in order to provide resources such as deadlines, scholarship information, housing, and admissions as well as information about college life, life on campus, courses, etc. This is to show many of the community that college is attainable and to break the model minority stereotypes.

1 1.59% High School Transition for Incoming Freshman

1 1.59% Honors Days is a day long program that targets Juniors and Seniors in High School that meet the academic requirements to enter the Honors College. Students are invited to campus to learn more about the Honors College and the University of Utah and are given the chance to meet with academic advisors and they can also sit in on a lecture.

1 1.59% Honors U-Night is an extension of the Honors Day. Students participate in an Honors Day, then they spend the night in the residence halls with a current Honors student as their host for the night. Students experience an on-campus activity or event, eat in the Heritage Center, and get to know prospective and current Honors students.

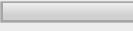
1	1.59%	<input type="text"/>	HSUP is for motivated, well-qualified high school students who anticipate enrolling at the University of Utah. Students get a head start on a college career, take higher levels of course work not offered at their schools, and earn college credit generating a University of Utah transcript by taking classes at one of our campuses with matriculated students. Acceptance is based solely on GPA: 3.2 for seniors, 3.5 for juniors, and 3.7 for sophomores. You must be enrolled in an accredited high school to participate.
1	1.59%	<input type="text"/>	I help all the guests to campus schedule their visit to campus by providing them instructions how to get here and park. Then I schedule their Information Session with an Admission Counselor, a Campus Tour & a Housing Tour. I set-up an Academic Advisor visit if they are interested.
1	1.59%	<input type="text"/>	IJSHS promotes original research and experimentation in the sciences, engineering and mathematics at the high school level and publicly recognizes students for outstanding achievement, research and development vital to our nation. Sponsored by the Armed Forces under a grant from the Academy of Applied Science student are brought to campus for four days and exposed to our professors, laboratories, lectures and overall environment as they stay at the Guest House. They present their original research and are judged by University of Utah professors and graduate students and scholarships are awarded. The top five students advance to the national competition all expenses paid where they can win substantial scholarships.
1	1.59%	<input type="text"/>	In addition to multiple outreach efforts in secondary education, we're currently working on a project with SLCC, UNP and the U of U - College of Ed.
1	1.59%	<input type="text"/>	Inclusiveness of students from communities underrepresented in higher education, particularly racial and ethnic communities, creates a better academic environment for all students and is a goal we are committed to reaching. The University of Utah Graduate School is dedicated to collaborating with university entities to create a campus climate that accommodates all members of the graduate community. The Office of Diversity in the Graduate School partners with graduate academic departments to achieve these goals. At the University of Utah, we want all graduate students to feel respected and free to participate and achieve their highest potential.
1	1.59%	<input type="text"/>	It's a leadership conference for high school student body officers that is focused on giving them some good skills, providing our student leaders with a chance to present, and attract the high school students to the U and our programs.
1	1.59%	<input type="text"/>	Junior Day's purpose is for high school students and parents to come onto campus and expose them to some of our services and help them see how they might be able to afford a University of Utah education. Students and parents would be able to meet with members of the campus community and learn about their respective programs, organizations and services.
1	1.59%	<input type="text"/>	mentoring, transitioning to college
1	1.59%	<input type="text"/>	National Merit Semi-Finalists are invited to a dinner where they are given more information about the University of Utah and where they can meet with college and departmental representatives.
1	1.59%	<input type="text"/>	Orientation and Presentations of services
1	1.59%	<input type="text"/>	Our program is an outreach program that serves students of all types who are seeking education that is not part of an academic program or department effort.
1	1.59%	<input type="text"/>	Outreach to student who preparing to take the TOEFL test
1	1.59%	<input type="text"/>	Programs in planning stage
1	1.59%	<input type="text"/>	Quarterly Program which introduces girls to leadership
1	1.59%	<input type="text"/>	self esteem
1	1.59%	<input type="text"/>	Seniors are able to come to campus to experience "a night in the life" of a college student by going to an activity and staying overnight in the halls with a student host.
1	1.59%	<input type="text"/>	Service-learning is a tool to increase access to higher education if used in conjunction with a school partnership or boys and girls club, where students from diverse backgrounds can have the opportunity and exposure to higher education resources and students. This is a general approach to addressing this issue, but it is also a very tangible resource for connecting with the larger community.
1	1.59%	<input type="text"/>	Student led projects involve outreach from the university to the community through over 42 projects. Many of these projects interface with the schools or school populations.
1	1.59%	<input type="text"/>	Students awarded the Presidential or Eccles Scholarship are honored during a dinner. College and department representatives are invited to the dinner to interact with the scholarship recipients and to answer any questions they might have.
1	1.59%	<input type="text"/>	Students work in a variety of legal service learning projects. Those involving K-12 include Village Project, the Family Law Clinic, St. Vincent de Paul's (legal aid for homeless), the Multicultural Legal Center, and the federal courts (tours for fifth graders).
		<input type="text"/>	

1	1.59%		Support services for prenursing students applying to the College of Nursing
1	1.59%		Support systems to help attract diverse and underserved populations into nursing. One on one and group activities to provide ongoing support services to insure success of prenursing and nursing students. Stipends and scholarships available.
1	1.59%		The business community provides scholarships to business students. Throughout a students time within the program they are required to do service/outreach throughout the community. This is done through engaging of themselves with schools, educational programs, and visiting homes. The idea is to encourage higher education throughout the diverse populations within the state.
1	1.59%		The Center's mentoring activities are specifically aimed in three primary directions: 1) increasing the number of students who perform well in school, then graduate from high school and enroll in higher education; 2) providing support to and advocacy for youth and families in need (immigrants, refugees, low-income families, and students in crisis); and 3) enhancing the high school curriculum by bringing in visiting writers, artists, photographers, and developing an after-school math, science, and literacy program.
1	1.59%		The Elementary Education program is in full articulation with Salt Lake Community College.
1	1.59%		The LEAP Peer Advisors arrange for ~ 100 students from Northwest Middle School to spend the day on campus during fall semester. This includes visits to various departments, the Natural History Museum, often bowling, and lunch at the Heritage Center. Departments around campus also generously supply donations for "goody bags". In the spring, the Peer Advisors do a follow-up, this time at Northwest Middle School. They bring a speaker from the University who has been in a situation like the ones the students are in, and can tell them that they can come to college if they aim for it.
1	1.59%		The name of this organization is UTAH MESA/STEP CONSORTIUM. MESA is an acronym for Mathematics Engineering Science chievement. STEP is an acronym for Science Technology Engineering Program. MESA is a public education program for students administered by the Utah State Office of Education, funded by the Utah State Legislature, and complies with the Utah Administrative Code, Rule R277-717. Mathematics, Engineering, Science Achievement (MESA). STEP is a higher education program for students operated at Salt Lake Community College, Weber State University, Utah State University, and the University of Utah. The MESA/STEP Industry Advisory Council consists of prominent engineering, medical and other technical companies throughout Utah who are committed to supporting MESA and STEP. The purpose of the Utah MESA/STEP Consortium is to help coordinate the efforts of public schools, colleges and universities, the Utah State Office of Education, industries, professional and community groups, and others in the development and maintenance of academic support programs to increase the participation of ethnic minority and female students in the fields of mathematics, science, engineering, technology, health sciences, and education. The Utah MESA/STEP Consortium supports MESA, STEP, and Industry in meeting their objectives.
1	1.59%		The Office of Academic Outreach is committed to increasing educational equity and access to institutions of higher education among first generation students and students of color in the state of Utah through collaborative programming which starts in the PreK-12 formative educational years and continues through adulthood.
1	1.59%		The Open House gives students and parents an opportunity to join us on campus, ask questions, meet with departmental representatives and get those little details sorted out while you're getting ready for your university experience.
1	1.59%		The program is targeted for low income Latino population residing in Salt Lake Clty. The curriculum includes all English language skills that are needed to pass the TOEFL and succeed in an academic environment.
1	1.59%		The program meets weekly and occurs year round. Description from UMNH website: What does it take to work in a natural history museum? You could get a degree in anthropology or paleontology, or you could be a middle or high school student in the Utah Museum of Natural History's Youth Teaching Youth Program! Youth Teaching Youth is a science outreach and enrichment program that teaches students from Glendale Middle School how to teach science while helping them achieve the personal and academic goals they have set. As high school interns, Glendale graduates continue to learn and teach science while developing college and career goals. For more information about the Youth Teaching Youth program or to schedule a classroom outreach session with YTY Middle School students (Salt Lake District 4th grade teachers only), contact Linda Gillis, Youth Program Coordinator at 801-581-6286 or by e-mail at lgillis@umnh.utah.edu. Middle School Student Teachers Imagine you are a 7th grade student and are just told that you are going to teach a lesson about the Great Salt Lake to a group of boisterous 4th gradeers. Many people would run in the opposite direction - but not Youth Teaching Youth students! After-school training includes science content for diverse natural history subjects - such as birds, animals, and fossils - and classroom management strategies. YTY Student Teachers then take their enthusiasm and growing skills into Salt Lake City's 4th grade classrooms to teach those students. Training continues throughout the school year and summer, and includes a variety of enrichment and team-building activities. Science enrichment takes place in the form of day and overnight field trips to sites such as the Fish Springs National Wildlife Reserve and Capitol Reef National Park. In addition to the geology, botany and anthropology they learn, YTY students forge friendships that remain with them even after they graduate from high

school. During the summers of 1998, 1999 and 2000, a total of 12 students were chosen to participate in the Microbial Literacy Collaborative, a workshop sponsored by a partnership between the National Association of Biology Teachers and the American Society of Microbiologists. Students who participated in the 1999 workshop helped lead a workshop for teachers in the Fall of 1999. In July of 2000, four ninth grade students made a trip to the Marine Mammal Center in the Marin Headlands north of San Francisco, California, to participate in a YouthALIVE! sponsored marine biology workshop. High School Interns Glendale graduates return to the Museum as interns, working on projects in various collections. Teaching is still a focus, but as their knowledge of various science topics change, so does their audience. While some interns return to help train new middle school students, others provide classroom teachers with science activities at workshops, assist museum staff with special events, and act as teaching assistants for the museum's summer camps. Interns receive a modest stipend and have the opportunity to receive high school credit through the Schools-to-Careers program. In addition to the job skills they acquire, Interns develop resumes, work on interview skills and investigate college opportunities. Science enrichment continues in the form of day and overnight trips to locations such as Fish Springs National Wildlife Refuge, and Yellowstone and Zion National Parks.

1	1.59%	<input type="checkbox"/>	The summer undergraduate research fellows program provide faculty-directed research opportunities to in- and out- of state undergraduate students planning to attend graduate or professional schools.
1	1.59%	<input type="checkbox"/>	The Tanner Center has a variety of programs including lectures and conferences, fellowships, and a summer program for local school teachers. All of our programs are open to campus and community.
1	1.59%	<input type="checkbox"/>	The UAAC is funded by a grant from the Jack Kent Cooke Foundation. The purpose is to imbed college advisors in high schools to assist students in the transition to college processes. We assist in the training of the advisors--another office on campus administers the program.
1	1.59%	<input type="checkbox"/>	This program is in the formative stages; it intends to develop stronger links between the History Department and the communities on the west side of Salt Lake City by developing oral histories of those communities. The present plan is to link with those communities through UNP.
1	1.59%	<input type="checkbox"/>	This scholarship program is financially supported by all fraternities and sororities at the U and provides 17 \$500 scholarship to incoming students. The students are required to participate in recruitment week, but not required to actually join a chapter in order to win a scholarship. This is the first year of the program, but we intend it to continue into the future.
1	1.59%	<input type="checkbox"/>	To earn service-learning credit. LEAP students are paired with a student at the first of the year. They then meet with this student weekly to help with social skills, homework, journal writing, and individual mentoring. Last year the LEAP students ended the year by bringing the children to campus for a visit.
1	1.59%	<input type="checkbox"/>	University Neighborhood Partners, a department of the University of Utah, brings together higher education, community organizations and residents to form partnerships focused on creating pathways to higher education.
1	1.59%	<input type="checkbox"/>	Usually we do an activity presented by medical or premedical students such as dissections, nutrition, engineering, etc. We partner with College of Engineering and Science for our Science Power - monthly program for young girls in junior high to get them interested in Science and Medicine.
1	1.59%	<input type="checkbox"/>	Utilizing alumni chapters, LDS church contacts, and specifically targeted schools, students and counselors are educated about the advantages of attending the University of Utah. Working to develop networks of contacts so that more students will be put into the prospect pipeline.
1	1.59%	<input type="checkbox"/>	We are developing an assessment and intervention model to promote college readiness among high school juniors and seniors this year under the direction of Utah State Board of Regents - funded partly by the Utah Scholars Program.
1	1.59%	<input type="checkbox"/>	We help guide and advocate for underrepresented students to prepare for higher education.
1	1.59%	<input type="checkbox"/>	We introduce potential first generation students to college so that they might see it as an opportunity for them. We emphasize college visits, a shadow day, a campus tour, information on finances, and one-on-one mentoring. One section of LEAP partners with an equal number of WHS students.
1	1.59%	<input type="checkbox"/>	We invite High School seniors to stay overnight at the Residence Halls and experience what it is like to be a University of Utah student for a day. We provide their dinner, breakfast and an activity on campus. They get to stay in the Residence Halls with a current U of U student (Hosts).
1	1.59%	<input type="checkbox"/>	We invite underrepresented students and their parents/guardians to a reception/dinner where there are tables with information from admissions, financial aid, scholarships, departments, and clubs.
1	1.59%	<input type="checkbox"/>	We provide a wide range of financial aid presentations that are adapted to the needs of the group. In some cases, we assist the family in filing out the federal application. In other



situations, we present to the families and students about the aid possibilities for college.

1 1.59% 

Youth Education extends the resources of the University of Utah to young people eighteen and under by offering high quality programming that will instill a lifetime desire for learning. By using the campus as a classroom, the University becomes a familiar and friendly place from an early age to these future prospective students and their parents. A broad array of courses is offered within program areas: Club U Day Camp, Youth Academy of Excellence for gifted and talented students filmmaking & Animation, Creative Arts, Hobbies, High School, Language, Music, Preschool, Science & Math, Sports & Recreation, Computer & Technology.

63 Respondents

Q12. Does your department have additional programs?

Count	Percent		
35	54.69%		Yes
29	45.31%		No
64	Respondents		